



**F** COMMUNITY  
FOUNDATION

2018

FINANCIAL  
REPORT

# EXCITING THINGS ARE HAPPENING IN OUR COMMUNITY AND THE COMMUNITY FOUNDATION IS LEADING THE WAY.

4,310

DONORS

\$15.4 MILLION

DONATED

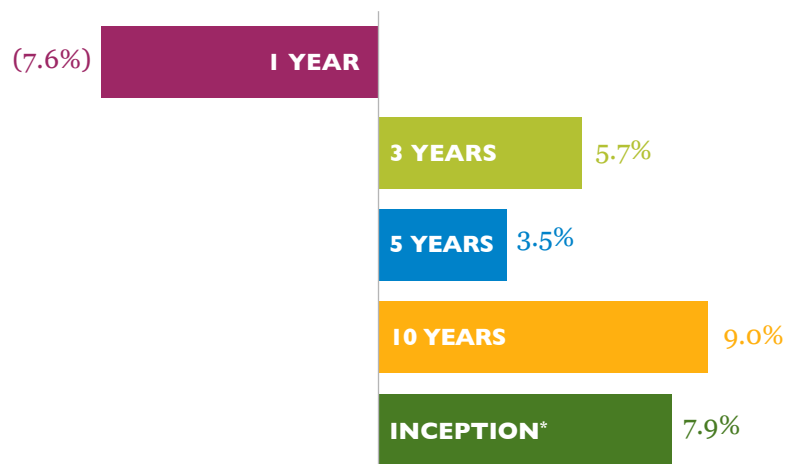
5,525

GIFTS

30

NEW FUNDS  
CREATED

## NET INVESTMENT RETURNS: LONG-TERM POOL



\*Inception of long-term investment pool in 1993.



The key performance indicators in this report help tell the story of The Community Foundation, its donors and the tremendous impact we have in the community. Long-term investment performance and community partnerships are the driving force behind our continued success.

All figures calculated as of December 31, 2018.

**747 TOTAL  
GRANTS, SCHOLARSHIPS  
AND INITIATIVES**  
IN 2018

**\$7.7 MILLION**  
INVESTED IN OUR  
COMMUNITY  
IN 2018

**AGENCY GRANTS**  
33 GRANTS / \$440,000

**DESIGNATED GRANTS**  
51 GRANTS / \$132,000

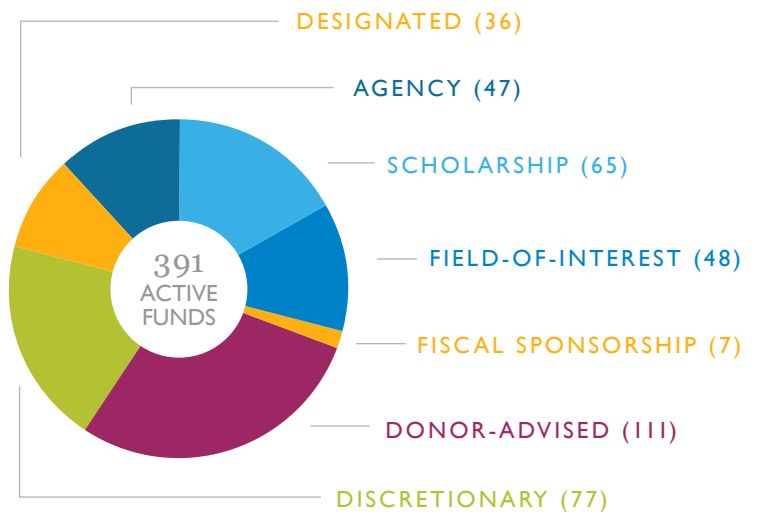
**COMPETITIVE & CAPACITY  
BUILDING GRANTS**  
83 GRANTS / \$2.85 MILLION

**DONOR-ADVISED GRANTS**  
469 GRANTS / \$3.25 MILLION

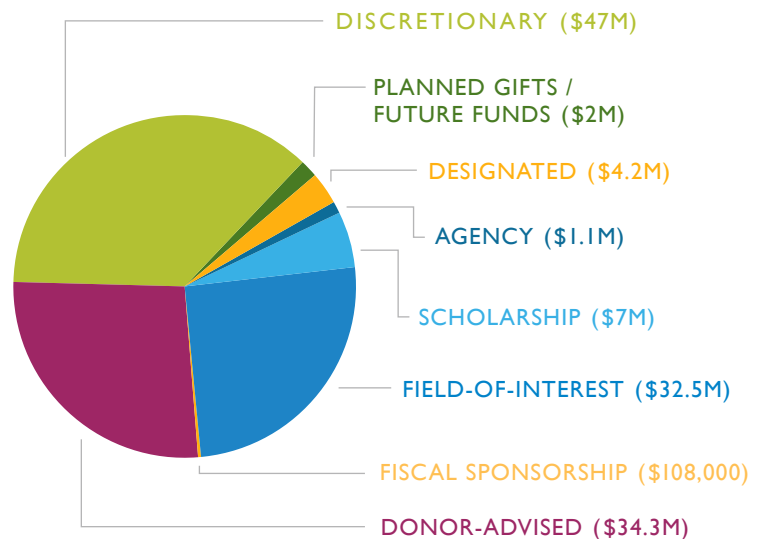
**SCHOLARSHIPS**  
108 SCHOLARSHIPS / \$221,000

**STRATEGIC INVESTMENTS**  
3 INITIATIVES / \$844,000

## FUNDS BY TYPE



## FUND ASSETS



# 2018 FINANCIAL STATEMENTS

<b>ASSETS</b>	<b>TOTAL</b>
CASH & CASH EQUIVALENTS	\$2,694,893
INVESTMENTS	127,896,301
LOANS RECEIVABLE	1,177,607
OTHER CURRENT ASSETS	560,154
CHARITABLE LEAD TRUST	1,762,304
CHARITABLE REMAINDER TRUSTS	697,403
PROPERTY AND EQUIPMENT, NET	3,673,823
<b>TOTAL ASSETS</b>	<b>\$138,462,485</b>
<b>LIABILITIES</b>	
AGENCY FUNDS	\$5,390,871
GRANTS PAYABLE	2,822,555
ACCOUNTS PAYABLE & ACCRUED EXPENSES	198,392
CHARITABLE GIFT ANNUITY OBLIGATIONS	869,380
DEFERRED REVENUE	1,000,000
<b>TOTAL LIABILITIES</b>	<b>\$10,281,198</b>
<b>NET ASSETS</b>	
WITHOUT DONOR RESTRICTIONS	\$37,440,387
WITH DONOR RESTRICTIONS	90,740,900
<b>TOTAL NET ASSETS</b>	<b>\$128,181,287</b>
<b>TOTAL LIABILITIES &amp; NET ASSETS</b>	<b>\$138,462,485</b>